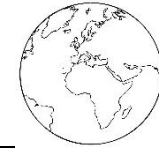




Art & Design: Year 1: Autumn Term

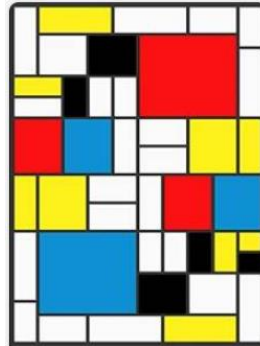



Technique: **Painting** (Major unit)

I will know how to:

Mix primary colours to create secondary colours to create a primary/secondary colour picture.
Experiment with the thickness and shape of different lines when using a paintbrush.

Artist: Piet Mondrian



Technique: **Printing** (Minor unit)

I will know how to:

Create printed shapes and patterns to recreate a Paul Klee piece.

Artist: Paul Klee



Key questions:

- What are the secondary colours?
- How do I mix primary colours to create secondary colours?
- How can I experiment with different brushes to explore thickness?
- How can I use Mondrian's work to inspire me?

Focus element:

Painting



Key vocabulary:

Primary and secondary colours, colour mixing, brush control

I already know how to...

- Identify different colours
- Sort items into groups of colours

Key questions:

- How can I use a variety of objects to print with?
- How can I create shapes and patterns using different objects?
- How can I use Paul Klee's artwork to inspire my final piece?

Key vocabulary:

Colour, shape, print, pattern

I already know how to...

- Recognise differences and similarities between shapes and describe their features (round, pointy, etc.)